

Module 4: Reporting, Response, and Referral

Primary Source of Information:

[Global Guidance: School-Related Gender Based Violence](#)



UNGEI



United Nations
Educational, Scientific and
Cultural Organization

Session 10: Appropriate responses to school-related gender-based violence (SRGBV)



- List the reporting mechanisms required to report SRGBV
- Define the mechanisms needed for appropriate counselling and support for SRGBV survivors
- Explain the support provided by multiple countries for SRGBV survivors

Session Objectives


UNGEI





Defining reporting mechanisms

Activity: Why SRGBV incidents go unreported



Challenges in reporting SRGBV


A UNESCO review of SRGBV in the Asia-Pacific region (UNESCO, 2014) identified several challenges for reporting mechanisms:

- power relations between males and females, as well as between children and teachers violence is seen as a 'normal' part of school life –
- deeply ingrained social and cultural norms that condone or justify violence can also mean that young people may have difficulty recognizing physical and sexual abuse. Young girls in particular may perceive emotional abuse and controlling behaviour as signs of love
- lack of systems for reporting SRGBV – often reporting mechanisms simply do not exist
- students do not trust reporting mechanisms – the fear of reprisals, victimization, stigma, punishment or ridicule can make reporting SRGBV a risky undertaking.

A decorative graphic on the left side of the slide consists of four colored rectangles. On the far left, there is a tall green rectangle and a shorter magenta rectangle stacked vertically. To their right, there is a purple rectangle at the top and a large blue rectangle below it, also stacked vertically.

Options for reporting mechanisms

Activity:
Considerations
in designing
reporting
mechanisms





A decorative graphic on the left side of the slide consists of four colored rectangles: a purple rectangle, a pink rectangle, an orange rectangle, and a large green rectangle.

Telephone Helpline in Kenya

A decorative graphic on the left side of the slide consists of four solid-colored rectangles. There is a tall orange rectangle, a shorter blue rectangle to its right, a tall green rectangle below the orange one, and a large pink rectangle to the right of the green one.

Anonymous Helpline in The Netherlands



Happiness Boxes in Malawi

A decorative graphic on the left side of the slide consists of four colored rectangles. On the far left, there is a tall purple rectangle and a shorter orange rectangle below it. To their right, there is a pink rectangle at the top and a large green rectangle below it.

Focal Teachers in DRC




Following up after reporting mechanisms

A decorative graphic on the left side of the slide consists of four colored rectangles. At the top left is a green rectangle. To its right is a purple rectangle. Below the green rectangle is a pink rectangle. To the right of the pink rectangle is a large blue rectangle.

Introducing counselling and support

Activity: Providing Counselling and Support



A decorative graphic on the left side of the slide consists of four colored rectangles. On the far left, there is a tall purple rectangle and a shorter orange rectangle below it. To their right, there is a smaller magenta rectangle at the top and a large green rectangle below it.

Teachers as 'guardians' in Tanzania



Guidance Counsellors in Jamaica

A decorative graphic on the left side of the slide consists of four colored rectangles. There is a green rectangle at the top left, a purple rectangle at the top right, a pink rectangle at the bottom left, and a large blue rectangle in the center. These rectangles are arranged in a grid-like pattern with some overlapping.

Collaborative approaches in the US


A decorative graphic on the left side of the slide consists of four colored rectangles: a purple rectangle, a pink rectangle, an orange rectangle, and a large green rectangle.

‘Doorways’ Training in Ghana & Malawi

A decorative graphic on the left side of the slide consists of four solid-colored rectangles. There is a tall orange rectangle on the far left, a shorter blue rectangle to its right, a tall green rectangle below the orange one, and a large pink rectangle to the right of the green one.

Counselling in Sierra Leone

Activity: Comparing Country Approaches




Knowledge Check





Session 11: Referral Structures for Dealing with SRGBV




- Provide an overview of how to refer and report cases of SRGBV
- Describe the structures that exist to address SRGBV
- Highlight the importance of working with child protection, women, and youth organizations

Session Objectives

UNGEI



A decorative graphic on the left side of the slide consists of four colored rectangles. On the far left, there is a tall purple rectangle and a shorter orange rectangle below it. To their right, there is a smaller magenta rectangle at the top and a large green rectangle below it. All rectangles are solid-colored and have sharp edges.

Understanding referral and reporting systems


A decorative graphic on the left side of the slide consists of four colored rectangles: a green rectangle at the top left, a purple rectangle at the top right, a pink rectangle at the bottom left, and a large blue rectangle in the center. These rectangles are arranged in a grid-like pattern with thin white gaps between them.

Making referral systems effective

Considerations for schools to support reporting of SRGBV

- Legal requirements for teachers, to report SRGBV to the school
- Legal requirements for school or governors to report SRGBV to the police
- Procedures for reporting rape, including medical protocol and timing
- Procedure for school to report a violation of the Teachers' Code of Conduct

- Existence of a youth advocate, youth-specific expert or school-based ombudsman within the judicial system
- Protection provided to the person reporting and to the victim
- Timelines to report an SRGBV incident
- Role of the customary or traditional legal system in reporting

A decorative graphic on the left side of the slide consists of four colored rectangles. On the far left, there is a tall purple rectangle and a shorter orange rectangle stacked vertically. To their right, there is a pink rectangle at the top and a large green rectangle below it, also stacked vertically.

Mapping out the official referral pathway

Knowledge Check







Thank You

UNGEI

