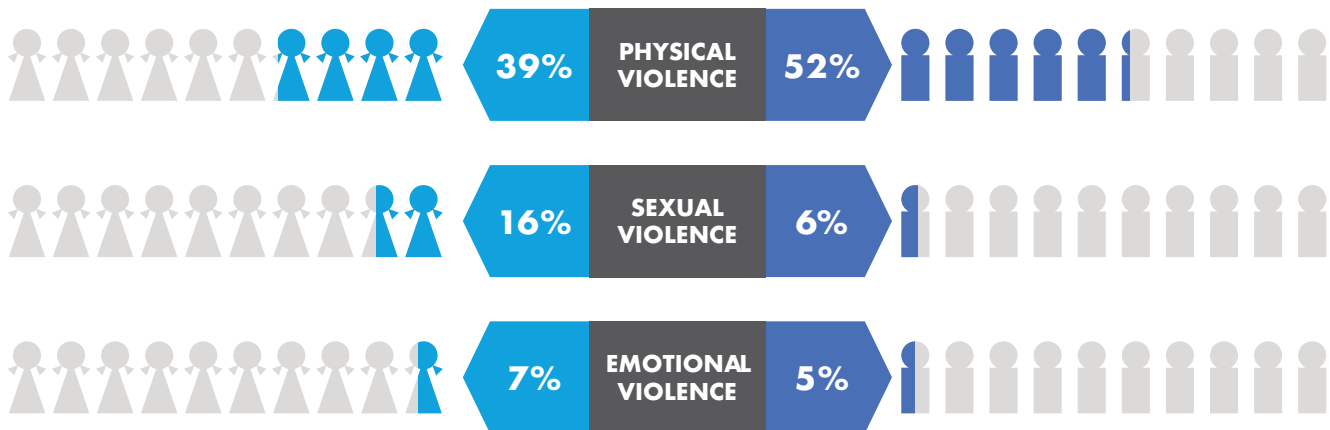


KENYA

VIOLENCE AGAINST CHILDREN

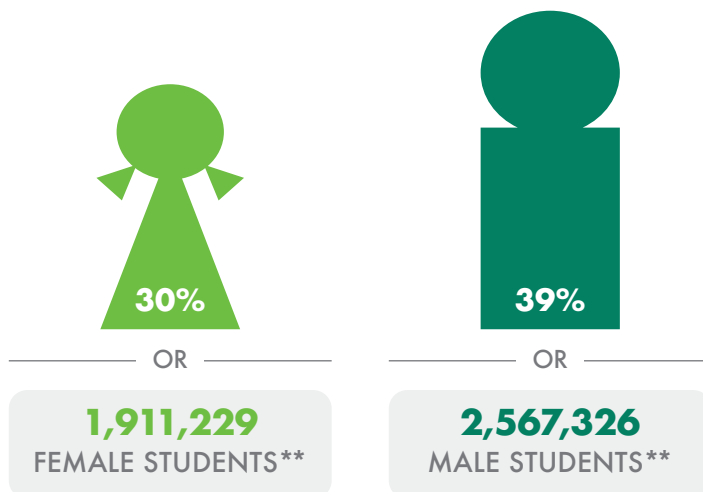
In Kenya, both girls and boys experience unacceptably high rates of physical, sexual, and emotional violence. Violence can occur in the home, community, and at school.

% of **females** and **males** who experience physical, sexual, or emotional violence prior to age 18



SCHOOL-RELATED PHYSICAL AND/OR SEXUAL VIOLENCE IMPACTS MANY STUDENTS IN KENYA

% of students who experienced one or more forms of physical and sexual violence* perpetrated by teachers and/or classmates



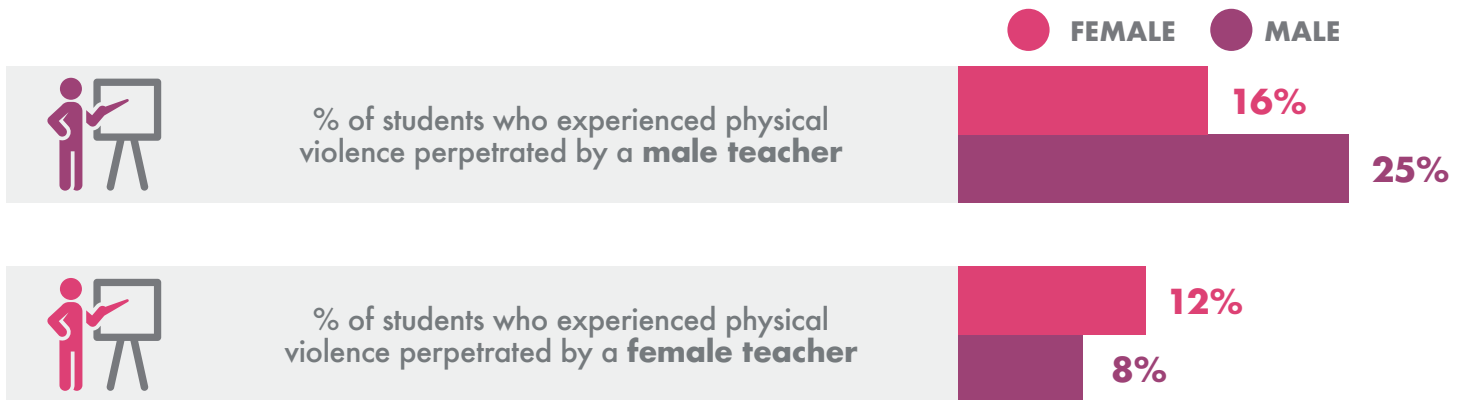
While school environments can enable violence, they also have a critical role to play in violence prevention and response. Schools can serve as protective spaces for children, acting as an important arena for broader social change to end violence both in and out of the schoolyard.

*Sexual violence is defined by four types of acts: unwanted sexual touching, attempted physically forced or attempted coerced sex, completed physically forced sex, and completed coerced sex.

**Estimate based on World Bank Health Nutrition and Population Statistics Database, 2019 Population Data.

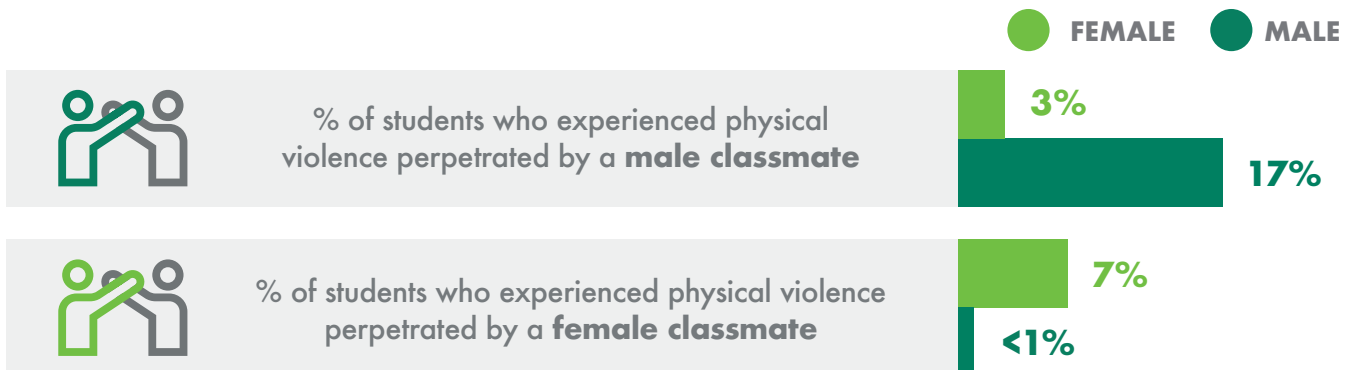
STUDENTS EXPERIENCE PHYSICAL VIOLENCE PERPETRATED BY TEACHERS

Overall, male teachers perpetrate more violence against students.



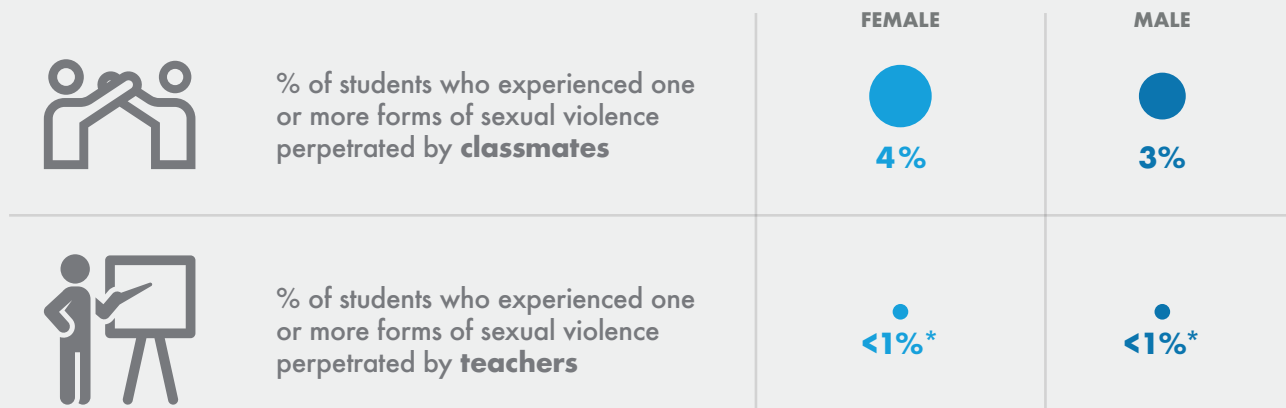
STUDENTS ALSO EXPERIENCE PHYSICAL VIOLENCE PERPETRATED BY CLASSMATES

Physical violence among classmates is most likely to occur between the same sexes. Overall, male students are more likely to perpetrate violence against a classmate.



FEMALE AND MALE STUDENTS EXPERIENCE SEXUAL VIOLENCE

Students experience similar rates of sexual violence perpetrated by classmates. Female students are more likely to experience sexual violence perpetrated by teachers.



*Estimate may be unreliable

PHYSICAL VIOLENCE CAN HAVE HARMFUL CONSEQUENCES

Consequences of violence include bruises, cuts, scratches, sprains, dislocations, blistering, broken bones, permanent injury and/or disfigurement.



TEACHERS

% of students who experienced physical consequences of violence perpetrated by a **male teacher**

FEMALE

1%*

MALE

2%



% of students who experienced physical consequences of violence perpetrated by a **female teacher**

1%*

1%*

CLASSMATES



% of students who experienced physical consequences of violence perpetrated by a **male classmate**

FEMALE

2%

MALE

3%



% of students who experienced any physical consequences of violence perpetrated by a **female classmate**

2%

0

MANY STUDENTS WHO EXPERIENCE VIOLENCE SUBSEQUENTLY MISS SCHOOL

FEMALE

8%*

Among students who experienced **sexual violence**, % of students who missed school due to the violence

MALE

27%*

8%*

Among students who experienced **physical violence** by **classmates**, % of students who missed school due to the violence

9%*

6%

Among students who experienced **physical violence** by **teachers**, % who missed school due to the violence

8%*

STUDENTS WHO EXPERIENCE VIOLENCE IN SCHOOL SETTINGS ARE NOT GETTING THE SUPPORT AND SERVICES THEY NEED

Few students who experience violence in school settings disclose their experiences, fewer seek services, and only a small proportion receive services.

FEMALE

PHYSICAL VIOLENCE

MALE

37%



TOLD SOMEONE ABOUT PHYSICAL VIOLENCE

37%

9%



SOUGHT SERVICES FOR PHYSICAL VIOLENCE

3%

7%



RECEIVED SERVICES FOR PHYSICAL VIOLENCE

2%*

FEMALE

SEXUAL VIOLENCE

MALE

61%



TOLD SOMEONE ABOUT SEXUAL VIOLENCE

35%*

22%*



SOUGHT SERVICES FOR SEXUAL VIOLENCE

3%*

17%*




RECEIVED SERVICES FOR SEXUAL VIOLENCE

0%

*Estimate may be unreliable

THE KENYA VIOLENCE AGAINST CHILDREN SURVEY REPORT

The Government of Kenya launched their second Violence Against Children and Young Women Survey (VACS) Report in 2020. The VACS are nationally representative household surveys of children and young adults ages 13 to 24 years that measure the prevalence and circumstances surrounding emotional, physical, and sexual violence against males and females in childhood, adolescence, and young adulthood. Through support from the Government of Canada, the U.S. Centers for Disease Control conducted a secondary analysis of the (VACS) data to identify the prevalence of school-related gender-based violence, as well as details on violence perpetration, victimization risk, and post-violence behaviors for girls and boys in Kenya.



SOLUTIONS TO PREVENT SRGBV

School-related gender-based violence (SRGBV) impacts children around the world, but it doesn't have to be this way. For more research and evidence-based interventions to prevent school-related gender-based violence, visit:

togetherforgirls.org/schools